



**Facilities Feedback Analysis for AY 2017-18**

**Facilities Feedback Analysis:**

Students are the most important stakeholders of Higher Education Systems. Participation of the students in Internal Quality Assurance and External Quality Assurance will play a central role. In this regard college is imparting learning experience to the students in all platforms. The main goal of feedback on facilities is to provide facilities and infrastructure that meet our evolving needs at a competitive level.

The college has obtained feedback on facilities from students through questionnaire. There are 10 questions in the feedback form. The analysis of feedback forms is as follows:

Levels of Satisfaction	P1	P2	P3	P4	P5	P6	P7	P8	P9	P10
Excellent	545	551	590	495	488	502	588	399	512	471
Very Good	140	150	140	200	189	177	160	250	190	198
Good	70	30	23	52	75	70	10	80	40	68
Satisfactory	5	29	7	13	8	11	2	31	18	23

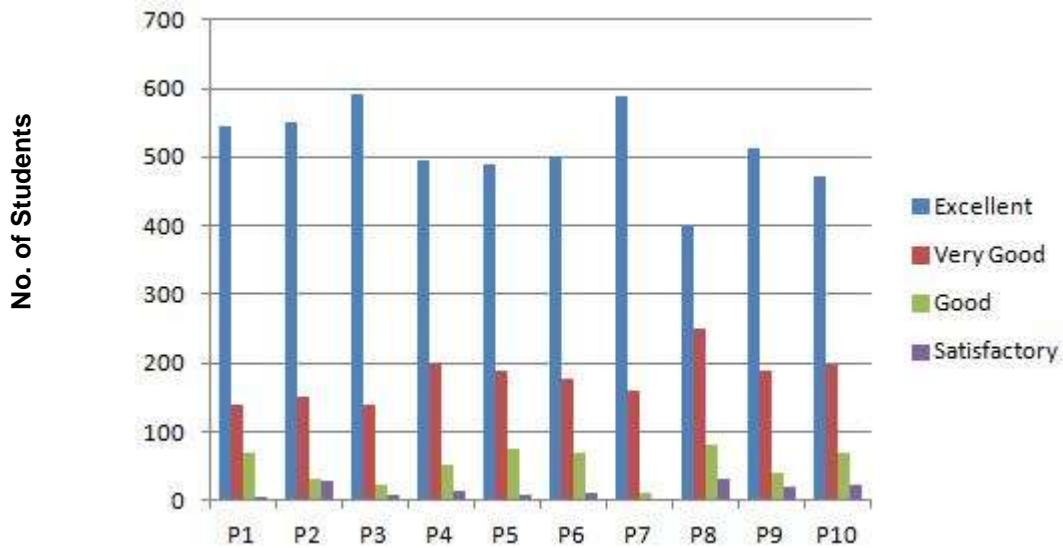
Major Parameters for Feedback Form	
P1	Parking facility in the College campus
P2	Medical facility in the college
P3	Reading Room facility in the College
P4	Transportation Facility
P5	Canteen facility
P6	Sports and Fitness facility
P7	Hostel and Guest House facility
P8	Security facility in the college
P9	Clean drinking water facility in the college
P10	Separate Common Room for Girls & Boys

- **Analysis of Feedback:**

College is using the Students' feedback as a base to make improvements in the existing system by reviewing and analyzing it carefully. The appropriate suggestions are put forward to the academic dean/Principal for implementation.

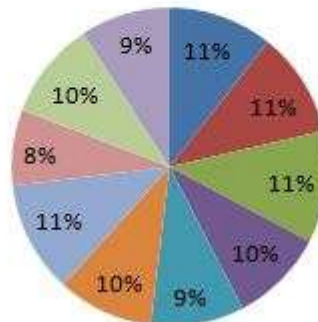
- **Feedback plot for levels of satisfaction and parameters:**

**Level of satisfaction**

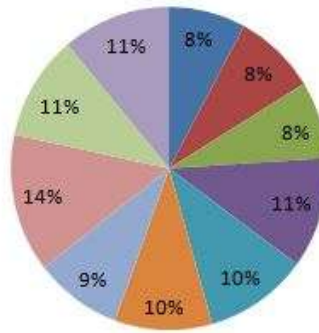


- **Parameter wise feedback Pie chart:**

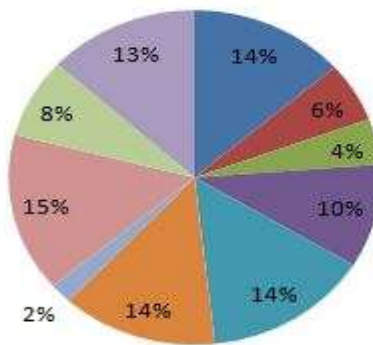
**Excellent**



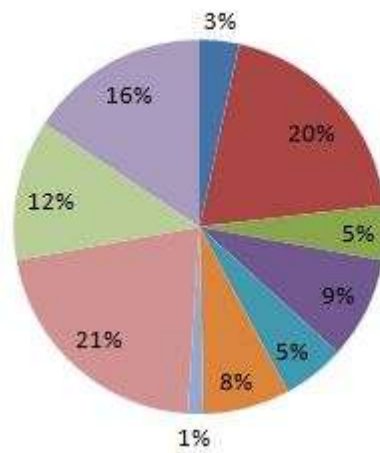
### Very Good



### Good



### Satisfactory



- **Analysis:**

In 2017-18, A total 760 students responded. Most of the students are satisfied by the facilities provided in the campus. Few students were not satisfied by security and drinking water facility, and guest house. Action was taken to improve those faculties. It has shown that continuous improvement in the facilities has shown positive feedback by the students.

- **Major Remarks, Action taken and Impact:**

<b>Year: 2017-18</b>			
<b>Sr. No.</b>	<b>Major Suggestions</b>	<b>Action Taken</b>	<b>Impact</b>
<b>1.</b>	Students suggested to have a ladies' common room.	Request letter was forwarded to Hon. Principal.	The common room is made available to students.
<b>2.</b>	Students requested for latest configuration desktop.	The latest configurations desktop are purchased in AY 2018-19.	Students are utilizing the desktop for project work.
<b>3.</b>	Students demanded a safety guard kit for the cricket.	College provided cricket kit bags to the students.	Students are playing cricket with safety.

Thus the feedback and suggestions given by the students were analyzed and suitable action was taken so as to satisfy the expectations of students. This further helped us to improvise our curriculum as per the expectations of the students.

**Principal**



**Students Feedback Analysis about Syllabus for AY 2017-18**

**• Student’s Feedback about Syllabus:**

To enhance and assure the quality of the educational approaches used to enhance the curriculum, student feedback has been built into the curriculum. This feedback was collected through evaluation form. The pupils rated the curricular aspects on a positive rating, according to the overall forms.

The student feedback questionnaire collects quantitative and qualitative responses about the quality of in-class content, pedagogy, learning materials, perspectives on theory/practical courses, and College services. Students were given the opportunity to provide feedback/suggestions on the scheme, teaching-learning, and co-curricular activities through a survey, which was then reviewed and shared with the appropriate department.

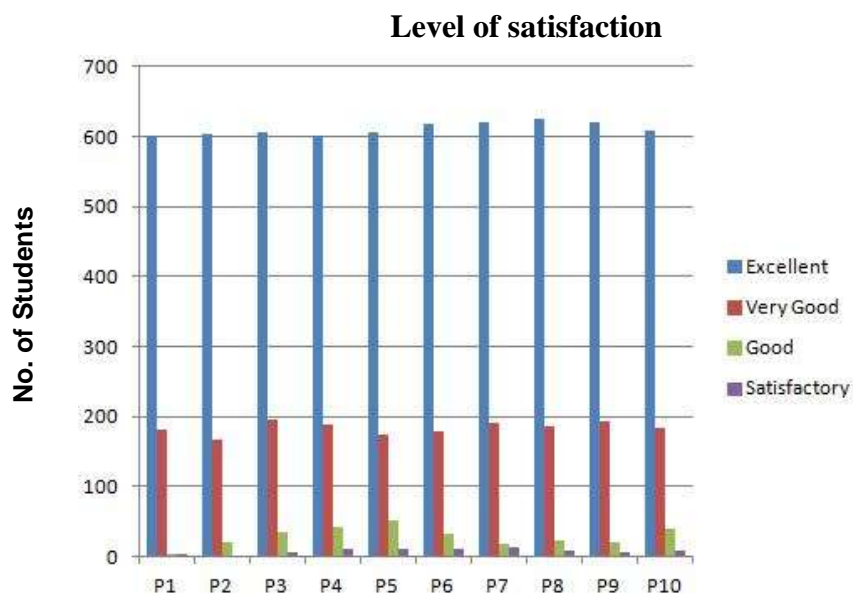
Levels of Satisfaction	P1	P2	P3	P4	P5	P6	P7	P8	P9	P10
Excellent	600	603	605	600	607	619	621	625	620	609
Very Good	182	167	195	189	173	180	190	185	194	184
Good	5	20	35	42	52	32	18	24	21	40
Satisfactory	5	2	7	11	10	11	13	8	7	9

Major Parameters for Feedback Form	
P1	How do you rate the syllabus of the courses you have studied with the competencies expected from the course?
P2	How do you rate the relevance of the units to the course?
P3	Rate the offering of the electives in terms of their relevance.
P4	How do you rate the evaluation scheme designed for each of the courses?
P5	How do you rate the objectives stated for each of the courses?
P6	Rate the electives offered with technological advancements?
P7	Relevance of the Textbooks and reference books by their International recognition to the courses
P8	Rate the courses in terms of extra learning or self-learning considering the design of the courses.
P9	The syllabus is designed to bridge the gap between academics and Industry.
P10	The usefulness of the course in terms of knowledge, concepts, vocational skills, analytical abilities, and broadening perspectives.

- **Analysis of Feedback:**

The importance of student feedback on course material is widely recognized as critical to improving educational quality. College is assessing and analyzing student comments as a foundation for making improvements to the present system. A total of 792 students took part in the survey. The suitable ideas are given to the academic dean for execution based on the comments collected.

- **Feedback plot for levels of satisfaction and parameters:**

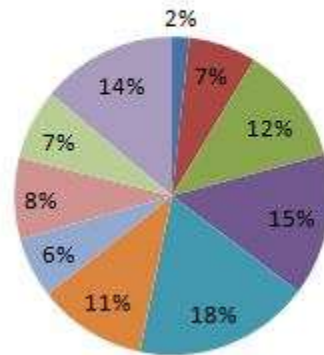


- **Parameter wise feedback Pie chart:**



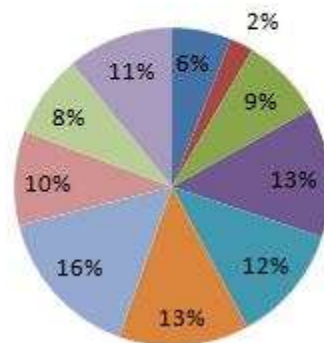
## Good

■ P1 ■ P2 ■ P3 ■ P4 ■ P5 ■ P6 ■ P7 ■ P8 ■ P9 ■ P10



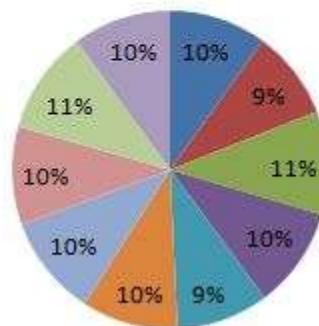
## Satisfactory

■ P1 ■ P2 ■ P3 ■ P4 ■ P5 ■ P6 ■ P7 ■ P8 ■ P9 ■ P10



## Very Good

■ P1 ■ P2 ■ P3 ■ P4 ■ P5 ■ P6 ■ P7 ■ P8 ■ P9 ■ P10



• **Analysis:**

The majority of students were pleased with the syllabus, implying that the course's material was competent and sufficient.

According to the criticism, the institution should emphasize on academic and industry partnerships, vocational skills, analytical ability, and extending students' viewpoints. During the year 2017-18 sessions, they are satisfied with the courses provided to them for teaching, as well as the activities organised in the form of guest lectures and workshops, among other things.

• **Major Remarks, Action taken and Impact:**

<b>Year: 2017-18</b>			
<b>Sr. No.</b>	<b>Major Suggestions</b>	<b>Action Taken</b>	<b>Impact</b>
<b>1.</b>	Online learning material should be provided for studies.	All faculties have prepared the E-contents for theory and practical courses and are available on the online portal of the institute.	The learning material is available to the student anywhere and anytime.
<b>2.</b>	Students suggested arranging a guest lecture on the LATEX.	Guest was arranged on the LATEX.	Students learned how to use the LATEX.
<b>3.</b>	Few bright students wished to get advanced knowledge for the preparation of the post-graduation program.	College encouraged students to appear for the NPTEL and Coursera.	Students got Advance knowledge beyond the syllabus.

Thus the feedback and suggestions given by the students were analyzed and suitable action was taken so as to satisfy the expectations of students. This further helped us to improvise our curriculum as per the expectations of the students.

**Principal**





**Students Feedback Analysis about Syllabus for AY 2017-18**

**• Student’s Feedback about Satisfaction:**

The Student Satisfaction Survey primarily focuses on Teaching Learning Evaluation. It is used to collect in-depth data of a student’s satisfaction with the teaching learning environment of the college. The students responses are collected and analyzed based on 10 questions in the feedback form. The analysis of feedback forms is as follows:

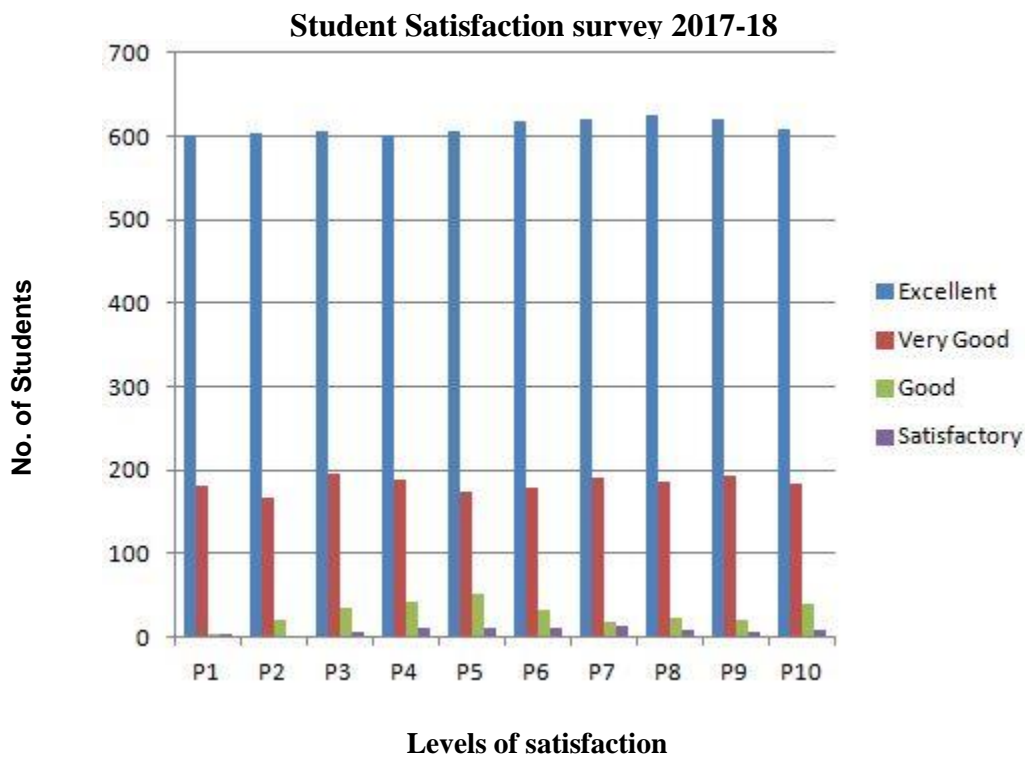
Levels of Satisfaction	P1	P2	P3	P4	P5	P6	P7	P8	P9	P10
Excellent	600	603	605	600	607	619	621	625	620	609
Very Good	182	167	195	189	173	180	190	185	194	184
Good	5	20	35	42	52	32	18	24	21	40
Satisfactory	5	2	7	11	10	11	13	8	7	9

Major Parameters for Feedback Form	
P1	The institution provides multiple opportunities to learn and grow.
P2	The teacher’s approach to teaching.
P3	Fairness of the internal evaluation process by the teachers.
P4	The teachers illustrate the concepts through examples and applications.
P5	The institution makes effort to engage students in the monitoring, review and Continuous quality improvement of the teaching learning process.
P6	The institute takes active interest in promoting internship, student exchange, field Visit opportunities for students.
P7	Efforts are made by the institute/ teachers to inculcate soft skills, life skills and Employability skills to make you ready for the world of work.
P8	The institution encourages students for higher studies.
P9	Teachers are able to identify your weaknesses and help you to overcome them.
P10	Overall quality of teaching learning process in the Institute.

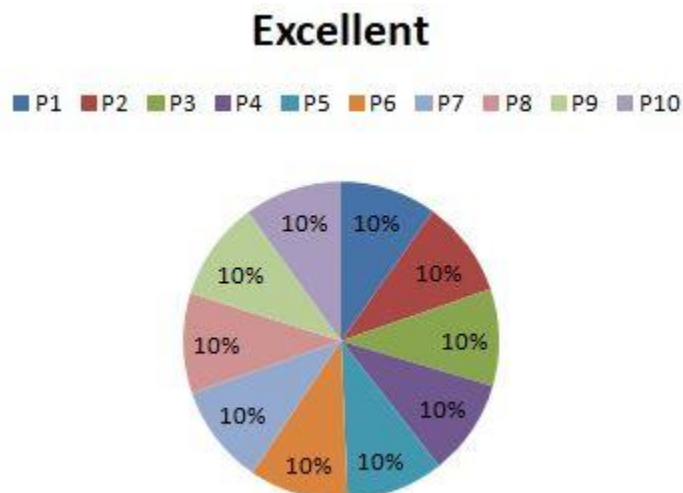
- **Analysis of Feedback:**

A total 792 students were given their feedback for the academic year 2017-18. College is using the Students' feedback as a base to make improvements in the existing system by reviewing and analyzing it carefully. The appropriate suggestions are put forward to the academic dean for implementation.

- **Feedback plot for levels of satisfaction and parameters:**

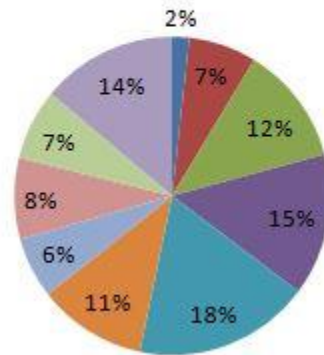


- **Parameter wise feedback Pie chart:**



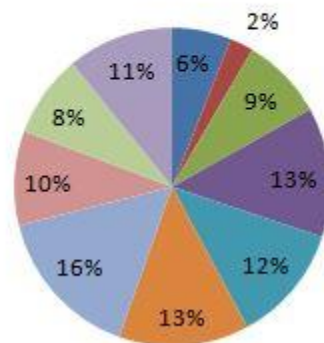
## Good

■ P1 ■ P2 ■ P3 ■ P4 ■ P5 ■ P6 ■ P7 ■ P8 ■ P9 ■ P10



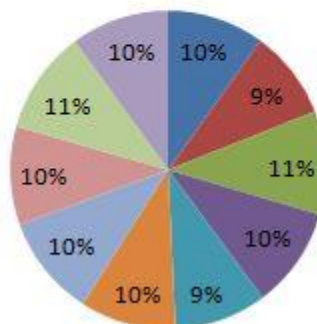
## Satisfactory

■ P1 ■ P2 ■ P3 ■ P4 ■ P5 ■ P6 ■ P7 ■ P8 ■ P9 ■ P10



## Very Good

■ P1 ■ P2 ■ P3 ■ P4 ■ P5 ■ P6 ■ P7 ■ P8 ■ P9 ■ P10



- **Analysis:**

Most of the students were satisfied by overall quality of teaching learning process in the Institute, providing multiple opportunities to learn and grow, teacher's approach to teaching, fairness in the internal evaluation process by the teachers, teachers approach towards students and overall quality of learning process.

Few students think that there is chance for the improvement in providing multiple options to grow by Institute, encouraging students for higher studies, arranging internship programs and training for the students. It has shown that continuous improvement in the teaching learning has shown positive feedback by the students. Adoption of the new teaching learning methods gained the interest of most of the students.

- **Major Remarks, Action taken and Impact:**

<b>Year: 2017-18</b>			
<b>Sr. No.</b>	<b>Major Suggestions</b>	<b>Action Taken</b>	<b>Impact</b>
1.	Students suggested to arrange guest lecture on Placement drive.	The Guest lecture was arranged on "How to give Interview ?".	Students were satisfied and helped them in the campus placement.
2.	Student need internship Program.	A request letter was forwarded to academic dean.	Internship program arranged on Software development.
3.	Few bright students wished to get advanced knowledge for the preparation of the post-graduation program.	College encouraged students to appear for the NPTEL and Coursera.	Students got advanced knowledge beyond the syllabus

Thus the student Satisfaction Survey regarding the overall institutional performance will help to upgrade the quality of institution in all aspects. The feedback and suggestions given by the students were analyzed and suitable action was taken so as to satisfy the expectations of students. This further helped us to improvise teaching learning process as per the expectations of the students.