


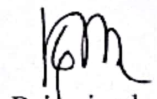
SND College of Engineering & RC Yeola
Students Exit Feedback (A.Y. 2022-23 Pass out)

Department of Mechanical Engineering

Sr. No.	Feedback Parameter	Excellent	%	Good	%	Satisfactory	%	Poor	%	Total Student Appeared	Average Feedback
1	Ambience of the Institution for learning	27	42.86	28	44.44	5	7.94	3	4.76	63	70.11
2	Comfort of Classrooms	22	34.92	33	52.38	6	9.52	2	3.17	63	69.31
3	Equipment of Labs	26	41.27	27	42.86	7	11.11	3	4.76	63	69.31
4	Library Facility	33	52.38	19	30.16	8	12.70	3	4.76	63	70.90
5	Internet Access	29	46.03	15	23.81	12	19.05	7	11.11	63	65.61
6	Sports facilities	23	36.51	20	31.75	12	19.05	8	12.70	63	63.23
7	Cultural activities	32	50.79	21	33.33	7	11.11	3	4.76	63	70.90
8	Recreational (Enjoyment) facilities	26	41.27	28	44.44	7	11.11	2	3.17	63	70.11
9	Canteen facilities	17	26.98	17	26.98	13	20.63	0	0.00	63	50.79
10	Quality of teaching	28	44.44	27	42.86	6	9.52	2	3.17	63	70.90
11	Discipline of campus	21	33.33	32	50.79	5	7.94	5	7.94	63	66.93
12	Coverage of syllabus	17	26.98	35	55.56	8	12.70	3	4.76	63	66.67
13	Conducting of Lab experiments	24	38.10	31	49.21	5	7.94	3	4.76	63	69.31
14	Counselling & Interaction by teacher	27	42.86	29	46.03	5	7.94	2	3.17	63	70.90
15	Other Activities	22	34.92	30	47.62	9	14.29	2	3.17	63	68.52
16	Skills Imparted	24	38.10	30	47.62	6	9.52	3	4.76	63	69.05
17	Access of teachers	26	41.27	31	49.21	4	6.35	2	3.17	63	70.90
18	Attitude of teachers	25	39.68	28	44.44	6	9.52	4	6.35	63	68.52
19	Regularity of teachers	25	39.68	32	50.79	4	6.35	2	3.17	63	70.63
20	Transparency in evaluation system	23	36.51	30	47.62	7	11.11	3	4.76	63	68.52
21	Security for girl students	30	47.62	27	42.86	4	6.35	2	3.17	63	71.96
22	Training & Placement Activities	27	42.86	25	39.68	7	11.11	4	6.35	63	68.78
23	Accessibility of office staff	24	38.10	30	47.62	4	6.35	5	7.94	63	67.99
24	Support by Lab Technicians	27	42.86	28	44.44	5	7.94	3	4.76	63	70.11
25	Access and attitudes of HOD	32	50.79	25	39.68	4	6.35	2	3.17	63	72.49
26	Access and attitude of Deans	30	47.62	27	42.86	3	4.76	3	4.76	63	71.43
27	Quality of Assessment/Examination	28	44.44	29	46.03	4	6.35	2	3.17	63	71.43
28	Access to other related Sections	27	42.86	32	50.79	2	3.17	2	3.17	63	71.69
29	Seriousness of project work	35	55.56	20	31.75	5	7.94	3	4.76	63	72.22
30	Quality of Internship	30	47.62	24	38.10	4	6.35	5	7.94	63	69.58
31	Project guidance by the faculty	31	49.21	26	41.27	5	7.94	1	1.59	63	72.75
32	Overall Satisfaction	25	39.68	29	46.03	5	7.94	4	6.35	63	68.78
AVG		41.82		42.91		9.62		4.86			69.07


HOD


Dean


Principal

SND College of Engineering & RC Yeola

Department of Mechanical Engineering

(Academic Year 2022-23 Pass out)

Action Taken Report

S.No.	Parameter	Reason for decline	Corrective action taken
1	Internet Access	Internet Access with Low Speed Internet was Available	Additional High Speed Internet is added recently.
2	Sports facilities	Sporting facilities were limited to Sport students & Less Sport Activities was Planned	A "Extracurricular activities, sports & games" is scheduled to improve in sports activities and physical fitness.
4	Canteen Facilities	Canteen facilities were not good	Canteen Facilities is Provided as per demand of Students


HOD


Dean



Principal


Date - 23/5/23

SND College of Engineering & RC Yeola
Students Exit Feedback (A.Y. 2022-23 Pass out)

Department of Computer Engineering

Sr. No.	Feedback Parameter	Excel lent	%	Good	%	Satis factory	%	Poor	%	Average	Total Appeared Students
1	Ambience of the Institution for learning	19	33.9	33	58.9	4	7.1	0	0.0	71.13095	56
2	Comfort of Classrooms	23	41.1	30	53.6	3	5.4	0	0.0	72.61905	56
3	Equipment of Labs	20	35.7	30	53.6	5	8.9	1	1.8	70.2381	56
4	Library Facility	26	46.4	25	44.6	3	5.4	2	3.6	71.72619	56
5	Internet Access	18	32.1	28	50.0	7	12.5	3	5.4	67.2619	56
6	Sports facilities	15	26.8	31	55.4	7	12.5	3	5.4	66.36905	56
7	Cultural activities	25	44.6	20	35.7	9	16.1	2	3.6	69.64286	56
8	Recreational (Enjoyment) facilities	19	33.9	26	46.4	7	12.5	4	7.1	66.66667	56
9	Canteen facilities	19	33.9	12	21.4	5	8.9	0	0.0	47.02381	56
10	Quality of teaching	21	37.5	30	53.6	4	7.1	1	1.8	70.83333	56
11	Discipline of campus	24	42.9	25	44.6	5	8.9	2	3.6	70.53571	56
12	Coverage of syllabus	18	32.1	27	48.2	10	17.9	1	1.8	68.15476	56
13	Conducting of Lab experiments	19	33.9	24	42.9	12	21.4	1	1.8	67.85714	56
14	Counselling & Interaction by teacher	20	35.7	31	55.4	4	7.1	1	1.8	70.53571	56
15	Other Activities	19	33.9	29	51.8	5	8.9	3	5.4	68.15476	56
16	Skills Imparted	21	37.5	24	42.9	9	16.1	2	3.6	68.45238	56
17	Access of teachers	22	39.3	26	46.4	8	14.3	0	0.0	70.83333	56
18	Attitude of teachers	18	32.1	26	46.4	12	21.4	0	0.0	68.45238	56
19	Regularity of teachers	25	44.6	28	50.0	3	5.4	0	0.0	73.21429	56
20	Transparency in evaluation system	19	33.9	29	51.8	7	12.5	1	1.8	69.34524	56
21	Security for girl students	27	48.2	23	41.1	3	5.4	3	5.4	71.13095	56
22	Training & Placement Activities	21	37.5	24	42.9	7	12.5	4	7.1	67.2619	56
23	Accessibility of office staff	20	35.7	24	42.9	8	14.3	4	7.1	66.66667	56
24	Support by Lab Technicians	20	35.7	27	48.2	8	14.3	1	1.8	69.34524	56
25	Access and attitudes of HOD	25	44.6	31	55.4	0	0.0	0	0.0	74.10714	56
26	Access and attitude of Deans	22	39.3	31	55.4	3	5.4	0	0.0	72.32143	56
27	Quality of Assessment/Examination	23	41.1	31	55.4	2	3.6	0	0.0	72.91667	56
28	Access to other related Sections	18	32.1	29	51.8	9	16.1	0	0.0	69.34524	56
29	Seriousness of project work	26	46.4	30	53.6	0	0.0	0	0.0	74.40476	56
30	Quality of Internship	21	37.5	32	57.1	2	3.6	1	1.8	71.42857	56
31	Project guidance by the faculty	22	39.3	30	53.6	4	7.1	0	0.0	72.02381	56
32	Overall Satisfaction	20	35.7	28	50.0	8	14.3	0	0.0	70.2381	56
AVG		37.7		48.77		10.21		2.23		69.40667	

HOD 


Dean



Principal

SND College of Engineering & RC Yeola

Department of Computer Engineering

Action Taken Report

S.N o.	Parameter	Reason for decline	Corrective action taken
1	Sports facilities	For the recently exited batch the concentration was more on training and placements and sporting facilities were limited to highly performing students.	A "Extracurricular activities, sports & games" is scheduled to improve in sports activities and physical fitness.
2	Canteen Facilities	Canteen facilities are not good	Canteen Facilities is Provided as per demand of Students
3	Placement cell functions	Computer Engineering students are expecting placements in MNC companies.	MOUs are planned with many local industries to impart technical skills for Computer Engineering students to make them ready for employment.


HOD 21/05/2023


Dean


Principal


SND College of Engineering & RC Yeola
Students Exit Feedback (A.Y. 2022-23) Pass out)

Department of Information Technology

Sr. No.	Feedback Parameter	Excellent	%	Good	%	Satisfactory	%	Poor	%	Total	Average Feedback
1	Ambience of the Institution for learning	15	44	14	41	4	11	1	3	34	70.6
2	Comfort of Classrooms	17	50	14	41	2	6	1	3	34	72.5
3	Equipment of Labs	13	38	17	50	3	9	1	3	34	70.1
4	Library Facility	21	62	12	35	1	3	0	0	34	76.5
5	Internet Access	15	44	12	35	5	15	2	6	34	68.6
6	Sports facilities	8	23	12	35	9	26	5	15	34	58.8
7	Cultural activities	12	35	17	50	1	3	4	18	34	66.2
8	Recreational (Enjoyment) facilities	14	41	17	50	1	3	2	6	34	70
9	Canteen facilities	9	26	11	32	4	12	0	0	34	49.5
10	Quality of teaching	16	47	16	47	1	3	1	3	34	72.5
11	Discipline of campus	10	29	20	59	3	9	1	3	34	68.6
12	Coverage of syllabus	14	41	18	53	1	3	1	3	34	71.6
13	Conducting of Lab experiments	15	44	14	41	4	12	1	3	34	70.6
14	Counselling & Interaction by teacher	16	47	14	41	3	9	1	3	34	71.6
15	Other Activities	13	38	18	53	2	6	1	3	34	70.6
16	Skills Imparted	12	35	20	59	1	3	1	3	34	70.6
17	Access of teachers	15	44	16	47	2	6	1	3	34	71.6
18	Attitude of teachers	16	47	16	47	1	3	1	3	34	72.5
19	Regularity of teachers	19	56	12	35	1	3	2	6	34	72.5
20	Transparency in evaluation system	14	41	19	56	0	0	1	3	34	72.1
21	Security for girl students	16	47	14	41	1	3	2	6	34	69.1
22	Training & Placement Activities	14	41	17	50	1	3	2	6	34	70.1
23	Accessibility of office staff	14	41	17	50	2	6	1	3	34	69.1
24	Support by Lab Technicians	10	29	21	62	2	6	1	3	34	69.6
25	Access and attitudes of HOD	11	32	20	59	2	6	1	3	34	74
26	Access and attitude of Deans	15	44	19	56	0	0	0	0	34	73.5
27	Quality of Assessment/Examination	17	50	16	47	0	0	1	3	34	73
28	Access to other related Sections	17	50	15	44	1	3	1	3	34	73
29	Seriousness of project work	12	35	18	53	3	9	1	3	34	69.6
30	Quality of Internship	17	50	15	44	1	3	1	3	34	73
31	Project guidance by the faculty	12	35	18	53	3	9	1	3	34	69.6
32	Overall Satisfaction	15	44	18	53	1	3	0	0	34	73.5
	AVG	42		48		6		4		34	70


HOD


Dean


Principal

SND College of Engineering & RC Yeola

Department of Information Technology

ACTION TAKEN REPORT

S.N o.	Parameter	Reason for decline	Corrective action taken
1	Internet Access	High quality High Speed Internet connection is required.	Additional High Speed Internet is added recently.
2	Sports facilities	For the recently exited batch the concentration was more on training and placements and sporting facilities were limited to highly performing students.	A "Extracurricular activities, sports & games" is scheduled and completed to improve in sports activities and physical fitness. Second year IT student won First prize in outdoor games
3	Cultural activities	The participation in cultural activities was encouraged to meritorious students only who can cope up with both academics and activities in parallel.	Cultural events done at department level and Institute level which are proposed in department and college academic calendar.
5	Placement cell functions	Information Technology students are expecting placements companies.	MOUs are planned with many local industries to impart technical skills for Information Technology students to make them ready for employment.

HOD

Dean


Principal

SND College of Engineering & RC Yeola										
Students Exit Feedback (A.Y. 2022-23 Pass out)										
Department of Electrical Engineering										
Sr. No.	Feedback Parameter	Excellent	%	Good	%	Satisfactory	%	Poor	%	Total
1	Ambience of the Institution for learning	15	33.33	23	51.11	4	8.89	3	6.67	45
2	Comfort of Classrooms	17	37.78	21	46.67	4	8.89	3	6.67	45
3	Equipment of Labs	14	31.11	20	44.44	8	17.78	3	6.67	45
4	Library Facility	20	44.44	20	44.44	2	4.44	3	6.67	45
5	Internet Access	12	26.67	15	33.33	10	22.22	8	17.78	45
6	Sports facilities	12	26.67	21	46.67	5	11.11	7	15.56	45
7	Cultural activities	15	33.33	15	33.33	8	17.78	7	15.56	45
8	Recreational (Enjoyment) facilities	12	26.67	20	44.44	11	24.44	2	4.44	45
9	Canteen facilities	7	15.56	12	26.67	10	22.22	0	0.00	29
10	Quality of teaching	15	33.33	21	46.67	6	13.33	3	6.67	45
11	Discipline of campus	17	37.78	23	51.11	3	6.67	2	4.44	45
12	Coverage of syllabus	9	20.00	23	51.11	5	11.11	8	17.78	45
13	Conducting of Lab experiments	10	22.22	25	55.56	7	15.56	3	6.67	45
14	Counselling & Interaction by teacher	20	44.44	17	37.78	3	6.67	5	11.11	45
15	Other Activities	12	26.67	18	40.00	9	20.00	6	13.33	45
16	Skills Imparted	10	22.22	23	51.11	8	17.78	4	8.89	45
17	Access of teachers	16	35.56	18	40.00	8	17.78	3	6.67	45
18	Attitude of teachers	14	31.11	19	42.22	9	20.00	3	6.67	45
19	Regularity of teachers	18	40.00	20	44.44	3	6.67	4	8.89	45
20	Transparency in evaluation system	12	26.67	18	40.00	10	22.22	5	11.11	45
21	Security for girl students	18	40.00	19	42.22	6	13.33	2	4.44	45
22	Training & Placement Activities	15	33.33	19	42.22	8	17.78	3	6.67	45
23	Accessibility of office staff	12	26.67	22	48.89	5	11.11	6	13.33	45
24	Support by Lab Technicians	11	24.44	28	62.22	2	4.44	4	8.89	45
25	Access and attitudes of HOD	22	48.89	17	37.78	4	8.89	2	4.44	45
26	Access and attitude of Deans	19	42.22	17	37.78	6	13.33	3	6.67	45
27	Quality of Assessment/Examination	19	42.22	22	48.89	3	6.67	1	2.22	45
28	Access to other related Sections	11	24.44	26	57.78	5	11.11	3	6.67	45
29	Seriousness of project work	23	51.11	19	42.22	2	4.44	1	2.22	45
30	Quality of Internship	17	37.78	20	44.44	5	11.11	3	6.67	45
31	Project guidance by the faculty	20	44.44	18	40.00	4	8.89	3	6.67	45
32	Overall Satisfaction	15	33.33	21	46.67	9	20.00	0	0.00	45
AVG		33.26		44.44		13.33		7.85		


Feedback I/C


S. G. Phiske
HOD



Dean


Principal

Action Taken Report

S.N o.	Parameter	Reason for decline	Corrective action taken
1	Internet Access	The mode of teaching is shifted from offline mode (Physical presence) to online mode due to Covid-19 pandemic. High quality online lectures with inclusion of animations and videos prepared in-house.	Additional High Speed Internet is added recently.
2	Sports facilities	For the recently exited batch the concentration was more on training and placements and sporting facilities were limited to highly performing students.	A "Extra curricular activities, sports & games" is scheduled to improve in sports activities and physical fitness.
3	Cultural activities	The participation in cultural activities was encouraged to meritorious students only who can cope up with both academics and activities in parallel.	Cultural events-one at department level and other at Institute level are proposed. However the implementation depends upon the status of Covid-19.
4	Canteen Facilities	Canteen facilities are not good	Canteen Facilities is Provided as per demand of Students
5	Placement cell functions	Electrical Engineering students are expecting placements in core companies.	MOUs are planned with many local industries to impart technical skills for Electrical Engineering students to make them ready for employment.


Feedback I/C


S. G. Phiske
HOD


Dean


Principal

SND College of Engineering & RC Yeola
Students Exit Feedback (A.Y. 2022-23) Pass out)

Department of Management Studies

Sr. No.	Feedback Parameter	Excellent	%	Good	%	Satisfactory	%	Poor	%	Total
1	Ambience of the Institution for learning	23	58.97	14	35.90	2	5.13	0	0.00	39
2	Comfort of Classrooms	20	51.28	17	43.59	2	5.13	0	0.00	39
3	Equipment of Labs	17	43.59	20	51.28	1	2.56	1	2.56	39
4	Library Facility	21	53.85	15	38.46	2	5.13	1	2.56	39
5	Internet Access	15	38.46	16	41.03	7	17.95	1	2.56	39
6	Sports facilities	18	46.15	14	35.90	4	10.26	3	7.69	39
7	Cultural activities	18	46.15	16	41.03	3	7.69	2	5.13	39
8	Recreational (Enjoyment) facilities	20	51.28	16	41.03	3	7.69	0	0.00	39
9	Canteen facilities	15	38.46	11	28.21	3	7.69	0	0.00	29
10	Quality of teaching	24	61.54	13	33.33	2	5.13	0	0.00	39
11	Discipline of campus	16	41.03	19	48.72	3	7.69	1	2.56	39
12	Coverage of syllabus	19	48.72	17	43.59	3	7.69	0	0.00	39
13	Conducting of Lab experiments	18	46.15	19	48.72	2	5.13	0	0.00	39
14	Counselling & Interaction by teacher	18	46.15	17	43.59	4	10.26	0	0.00	39
15	Other Activities	18	46.15	17	43.59	3	7.69	1	2.56	39
16	Skills Imparted	18	46.15	19	48.72	1	2.56	1	2.56	39
17	Access of teachers	21	53.85	16	41.03	2	5.13	0	0.00	39
18	Attitude of teachers	18	46.15	19	48.72	2	5.13	0	0.00	39
19	Regularity of teachers	19	48.72	18	46.15	2	5.13	0	0.00	39
20	Transparency in evaluation system	20	51.28	16	41.03	2	5.13	1	2.56	39
21	Security for girl students	19	48.72	18	46.15	2	5.13	0	0.00	39
22	Training & Placement Activities	18	46.15	14	35.90	6	15.38	1	2.56	39
23	Accessibility of office staff	22	56.41	13	33.33	4	10.26	0	0.00	39
24	Support by Lab Technicians	22	56.41	11	28.21	6	15.38	0	0.00	39
25	Access and attitudes of HOD	22	56.41	16	41.03	1	2.56	0	0.00	39
26	Access and attitude of Deans	19	48.72	17	43.59	3	7.69	0	0.00	39
27	Quality of Assessment/Examination	21	53.85	17	43.59	1	2.56	0	0.00	39
28	Access to other related Sections	18	46.15	19	48.72	2	5.13	0	0.00	39
29	Seriousness of project work	21	53.85	16	41.03	2	5.13	0	0.00	39
30	Quality of Internship	20	51.28	17	43.59	2	5.13	0	0.00	39
31	Project guidance by the faculty	21	53.85	16	41.03	2	5.13	0	0.00	39
32	Overall Satisfaction	22	56.41	15	38.46	2	5.13	0	0.00	39
Average		49.76		41.51		6.89		1.04		

[Signature]
HOD

[Signature]
Dean



[Signature]
Principal

SND College of Engineering & Research Center
 Babhulgaon, Yeola Dist-Nasik(M.S.)

ACTION TAKEN REPORT

S.N o.	Parameter	Reason for decline	Corrective action taken
1	Internet Access	The mode of teaching is shifted from offline mode (Physical presence) to online mode due to Covid -19 pandemic. High quality online lectures with inclusion of animations and videos prepared in-house.	Additional High Speed Internet is added recently.
2	Sports facilities	For the recently exited batch the concentration was more on training and placements and sporting facilities were limited to highly performing students.	An "Extracurricular activities, sports & games" is scheduled to improve in sports activities and physical fitness.
3	Cultural activities	The participation in cultural activities was encouraged to meritorious students only who can cope up with both academics and activities in parallel.	Cultural events- one at department level and other at Institute level are proposed. However the implementation depends up on the status of Covid-19.
4	Canteen Facilities	Canteen facilities are not good	Canteen Facilities is Provided as per demand of Students
5	Placement cell functions	MBA students are expecting placements in core companies.	MOUs are planned with many local industries to impart technical skills for MBA students to make them ready for employment.

T. S. ...
HOD 22/05/2023

A. ...
Dean



[Signature]
Principal
SND College of Engineering &
Research Center
Babulgaon, Yeola Dist-Nasik(M.S.)