




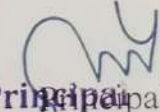
SND College of Engineering & RC Yeola
Students Exit Feedback (A.Y. 2023-24 Pass out)

Department of Information Technology

Sr. No.	Feedback Parameter	Excellent	%	Good	%	Satisfactory	%	Poor	%	Total Student Appeared	Average Feedback
1	Ambience of the Institution for learning	7	19.44	23	63.89	3	8.33	2	5.56	36	76.67
2	Comfort of Classrooms	11	30.56	19	52.78	3	8.33	2	5.56	36	78.89
3	Equipment of Labs	10	27.78	20	55.56	3	8.33	2	5.56	36	78.33
4	Library Facility	12	33.33	16	44.44	7	19.44	0	0.00	36	80.56
5	Internet Access	13	36.11	12	33.33	6	16.67	3	8.33	36	74.44
6	Sports facilities	4	11.11	15	41.67	11	30.56	5	13.89	36	65.56
7	Cultural activities	12	33.33	17	47.22	4	11.11	2	5.56	36	78.89
8	Recreational (Enjoyment) facilities	6	16.67	21	58.33	6	16.67	1	2.78	36	73.89
9	Canteen facilities	6	16.67	16	44.44	7	19.44	0	0.00	36	63.89
10	Quality of teaching	12	33.33	17	47.22	4	11.11	1	2.78	36	78.33
11	Discipline of campus	8	22.22	19	52.78	3	8.33	4	11.11	36	71.67
12	Coverage of syllabus	11	30.56	18	50.00	3	8.33	2	5.56	36	76.67
13	Conducting of Lab experiments	10	27.78	18	50.00	4	11.11	3	8.33	36	76.11
14	Counselling & Interaction by teacher	12	33.33	20	55.56	2	5.56	1	2.78	36	81.67
15	Other Activities	8	22.22	18	50.00	7	19.44	2	5.56	36	75.00
16	Skills Imparted	6	16.67	19	52.78	7	19.44	2	5.56	36	71.67
17	Access of teachers	10	27.78	19	52.78	5	13.89	1	2.78	36	78.89
18	Attitude of teachers	12	33.33	17	47.22	1	2.78	4	11.11	36	75.00
19	Regularity of teachers	12	33.33	20	55.56	2	5.56	1	2.78	36	81.67
20	Transparency in evaluation system	9	25.00	21	58.33	4	11.11	1	2.78	36	78.89
21	Security for girl students	13	36.11	16	44.44	3	8.33	2	5.56	36	77.78
22	Training & Placement Activities	6	16.67	10	27.78	9	25.00	9	25.00	36	58.89
23	Accessibility of office staff	7	19.44	19	52.78	7	19.44	2	5.56	36	74.44
24	Support by Lab Technicians	9	25.00	18	50.00	4	11.11	3	8.33	36	73.33
25	Access and attitudes of HOD	12	33.33	17	47.22	5	13.89	1	2.78	36	80.00
26	Access and attitude of Deans	9	25.00	15	41.67	7	19.44	3	8.33	36	71.67
27	Quality of Assessment/Examination	11	30.56	19	52.78	3	8.33	1	2.78	36	78.33
28	Access to other related Sections	8	22.22	20	55.56	6	16.67	1	2.78	36	77.22
29	Seriousness of project work	12	33.33	19	52.78	3	8.33	1	2.78	36	81.11
30	Quality of Internship	8	22.22	15	41.67	8	22.22	3	8.33	36	70.56
31	Project guidance by the faculty	13	36.11	17	47.22	9	25.00	2	5.56	36	90.00
32	Overall Satisfaction	9	25.00	19	52.78	5	13.89	1	2.78	36	76.11
AVG		26.74		49.39		13.98		5.90			69.07


HOD
 Department of Information Technology
 College of Engg & Research Centre
 Babhulgaon Tal. Yeola Dist. Nashik (M.S.)


 Dean



 Principal
SND College of Engineering & Research Centre
 Babhulgaon, Yeola, Dist. Nashik (M.S.)


SND College of Engineering & RC Yeola


Department of Information Technology

(Academic Year 2023-24 Pass out)


Action Taken Report

Sr.No.	Parameter	Reason for decline	Corrective action taken
1	Internet access	Internet access with low speed internet was available	Additional high speed internet is added recently.
2	Sports facilities	Sporting facilities were limited to sport students & less sport activities was planned	A "Extracurricular activities, sports & games" is scheduled to improve in sports activities and physical fitness.
4	Canteen facilities	Canteen facilities were not good	Canteen facilities is provided as per demand of students


HOD **HOD**
Dept. of Information Technology
SND College of Engg & Research Centre
Babhulgaon Tal. Yeola Dist. Nashik(M.S)


Dean




Principal
SND College of Engineering &
Research Centre
Babhulgaon, Yeola, Dist.Nashik (M.S.)

SND College of Engineering & RC Yeola
Students Exit Feedback (A.Y. 2023-24 Pass out)



Department of Mechanical Engineering

Sr. No.	Feedback Parameter	Excellent	%	Good	%	Satisfactory	%	Poor	%	Total Student Appeared	Average Feedback
1	Ambience of the Institution for learning	9	42.86	10	47.62	1	4.76	1	4.76	21	84.76
2	Comfort of Classrooms	11	52.38	8	38.10	2	9.52	0	0.00	21	88.57
3	Equipment of Labs	6	28.57	11	52.38	4	19.05	0	0.00	21	81.90
4	Library Facility	8	38.10	11	52.38	1	4.76	1	4.76	21	83.81
5	Internet Access	6	28.57	9	42.86	2	9.52	4	19.05	21	72.38
6	Sports facilities	8	38.10	7	33.33	2	9.52	4	19.05	21	74.29
7	Cultural activities	5	23.81	13	61.90	2	9.52	1	4.76	21	80.00
8	Recreational (Enjoyment) facilities	7	33.33	9	42.86	5	23.81	0	0.00	21	81.90
9	Canteen facilities	6	28.57	5	23.81	3	14.29	0	0.00	21	56.19
10	Quality of teaching	12	57.14	6	28.57	3	14.29	0	0.00	21	88.57
11	Discipline of campus	7	33.33	10	47.62	4	19.05	0	0.00	21	82.86
12	Coverage of syllabus	8	38.10	10	47.62	2	9.52	1	4.76	21	82.86
13	Conducting of Lab experiments	8	38.10	10	47.62	2	9.52	1	4.76	21	82.86
14	Counselling & Interaction by teacher	11	52.38	7	33.33	2	9.52	1	4.76	21	85.71
15	Other Activities	5	23.81	14	66.67	1	4.76	1	4.76	21	80.95
16	Skills Imparted	9	42.86	10	47.62	1	4.76	1	4.76	21	84.76
17	Access of teachers	12	57.14	7	33.33	1	4.76	1	4.76	21	87.62
18	Attitude of teachers	10	47.62	9	42.86	0	0.00	2	9.52	21	83.81
19	Regularity of teachers	8	38.10	12	57.14	1	4.76	0	0.00	21	86.67
20	Transparency in evaluation system	7	33.33	10	47.62	4	19.05	0	0.00	21	82.86
21	Security for girl students	9	42.86	11	52.38	1	4.76	0	0.00	21	87.62
22	Training & Placement Activities	7	33.33	7	33.33	3	14.29	4	19.05	21	72.38
23	Accessibility of office staff	4	19.05	9	42.86	4	19.05	4	19.05	21	68.57
24	Support by Lab Technicians	5	23.81	15	71.43	0	0.00	1	4.76	21	81.90
25	Access and attitudes of HOD	10	47.62	10	47.62	0	0.00	1	4.76	21	86.67
26	Access and attitude of Deans	8	38.10	10	47.62	2	9.52	1	4.76	21	82.86
27	Quality of Assessment/Examination	10	47.62	8	38.10	2	9.52	1	4.76	21	84.76
28	Access to other related Sections	8	38.10	9	42.86	3	14.29	1	4.76	21	81.90
29	Seriousness of project work	9	42.86	11	52.38	0	0.00	1	4.76	21	85.71
30	Quality of Internship	9	42.86	10	47.62	1	4.76	1	4.76	21	84.76
31	Project guidance by the faculty	9	42.86	9	42.86	2	9.52	1	4.76	21	83.81
32	Overall Satisfaction	7	33.33	12	57.14	2	9.52	0	0.00	21	84.76
AVG		38.39		45.98		9.37		5.21			81.85

HOD Head

Mechanical Engg. Department
SND College Of Engg & RC, Yeola

Dean

Principal
SND College of Engineering & Research Centre
Babhugaon, Yeola, Dist.Nashik (M.S.)



SND College of Engineering & RC Yeola

Department of Mechanical Engineering

(Academic Year 2023-24 Pass out)

Action Taken Report




S.No.	Parameter	Reason for decline	Corrective action taken
1	Sports facilities	Sporting facilities were limited to Sport students & Less Sport Activities was Planned	A "Extracurricular activities,sports & games" is scheduled to improve in sports activities and physical fitness.
2	Internet Access	Internet Access with Low Speed Internet was Available	Additional High Speed Internet is added recently.
3	Canteen Facilities	Canteen facilities were not good	Canteen Facilities is Provided as per demand of Students
4	Accessibility of office staff	Some of the Office Staffs was not available for few days with their personal reason	Informed concern office staff to regulate their office work
5	Training & Placement Activities	Training & Placement Activities were less with student strength	Concern T & P Co-ordinator is informed to increase Training & Placement Activities


HOD

Head
Mechanical Engg. Department
SND College Of Engg & RC, Yeola


Dean


Principal
SND College of Engineering
Research Centre
Babhulgaon, Yeola, Dist.Nashik

SND College of Engineering & RC Yeola
Students Exit Feedback (A.Y. 2023-24 Pass out)
Department of Electrical Engineering

Sr. No.	Feedback Parameter	Excellent	%	Good	%	Satisfactory	%	Poor	%	Total Student Appeared	Average Feedback
1	Ambience of the Institution for learning	16	38.10	18	42.86	5	11.90	3	7.14	42	80.95
2	Comfort of Classrooms	13	30.95	22	52.38	3	7.14	4	9.52	42	79.05
3	Equipment of Labs	13	30.95	17	40.48	6	14.29	6	14.29	42	74.76
4	Library Facility	23	54.76	14	33.33	4	9.52	1	2.38	42	87.62
5	Internet Access	15	35.71	17	40.48	6	14.29	4	9.52	42	78.57
6	Sports facilities	12	28.57	18	42.86	5	11.90	7	16.67	42	73.33
7	Cultural activities	23	54.76	15	35.71	1	2.38	3	7.14	42	86.19
8	Recreational (Enjoyment) facilities	14	33.33	20	47.62	5	11.90	3	7.14	42	80.00
9	Canteen facilities	11	26.19	17	40.48	7	16.67	0	0.00	42	68.57
10	Quality of teaching	16	38.10	17	40.48	5	11.90	4	9.52	42	79.52
11	Discipline of campus	14	33.33	19	45.24	5	11.90	4	9.52	42	78.57
12	Coverage of syllabus	12	28.57	20	47.62	9	21.43	1	2.38	42	80.00
13	Conducting of Lab experiments	12	28.57	18	42.86	7	16.67	5	11.90	42	75.24
14	Counselling & Interaction by teacher	15	35.71	20	47.62	3	7.14	4	9.52	42	80.00
15	Other Activities	13	30.95	25	59.52	2	4.76	2	4.76	42	82.38
16	Skills imparted	12	28.57	22	52.38	5	11.90	3	7.14	42	79.05
17	Access of teachers	14	33.33	21	50.00	5	11.90	2	4.76	42	81.43
18	Attitude of teachers	14	33.33	16	38.10	7	16.67	5	11.90	42	76.19
19	Regularity of teachers	14	33.33	20	47.62	5	11.90	3	7.14	42	80.00
20	Transparency in evaluation system	14	33.33	19	45.24	4	9.52	5	11.90	42	77.62
21	Security for girl students	19	45.24	15	35.71	6	14.29	2	4.76	42	83.33
22	Training & Placement Activities	9	21.43	16	38.10	5	11.90	12	28.57	42	64.76
23	Accessibility of office staff	10	23.81	20	47.62	8	19.05	4	9.52	42	75.24
24	Support by Lab Technicians	10	23.81	21	50.00	8	19.05	3	7.14	42	76.67
25	Access and attitudes of HOD	13	30.95	24	57.14	3	7.14	2	4.76	42	81.90
26	Access and attitude of Deans	11	26.19	23	54.76	3	7.14	5	11.90	42	76.67
27	Quality of Assessment/Examination	13	30.95	23	54.76	4	9.52	2	4.76	42	81.43
28	Access to other related Sections	13	30.95	23	54.76	2	4.76	4	9.52	42	79.52
29	Seriousness of project work	17	40.48	20	47.62	3	7.14	2	4.76	42	83.81
30	Quality of Internship	16	38.10	20	47.62	2	4.76	4	9.52	42	80.95
31	Project guidance by the faculty	14	33.33	19	45.24	3	7.14	6	14.29	42	76.67
32	Overall Satisfaction	13	30.95	20	47.62	3	7.14	6	14.29	42	76.19
AVG		33.33		46.06		11.09		9.00			78.63


HOD
Department of Electrical Engg
SND College of Engg & Rc, Yeola


Dean


Principal
SND College of Engineering &
Research Centre
Babhulgaon, Yeola, Dist. Nashik (M.S.)

SND College of Engineering & RC Yeola

Department of Electrical Engineering

(Academic Year: 2023-24 Pass out)

Action Taken Report

S.No.	Parameter	Reason for decline	Corrective action taken
1	Sports facilities	Sporting facilities were limited to Sport students & Less Sport Activities was Planned	A "Extracurricular activities, sports & games" is scheduled to improve in sports activities and physical fitness.
2	Canteen Facilities	Canteen facilities were not good	Canteen Facilities is Provided as per demand of Students
3	Training & Placement Activities	Training & Placement Activities were less with student strength	Concern T& P CO-ordinate is Informed to increase Training & Placement Activities



HOD Head

Department of Electrical Engg
SND College of Engg. & Rc, Yeola



Dean



Principal

SND College of Engineering &
Research Centre
Babhulgaon, Yeola, Dist. Nashik (M.S.)

SND College of Engineering & RC Yeola
Students Exit Feedback (A.Y. 2023-24 Pass out)

Department of Computer Engineering

Date - 4/12/2024

Sr. No.	Feedback Parameter	Excellent	%	Good	%	Satisfactory	%	Poor	%	Total Student Appeared	Average Feedback
1	Ambience of the Institution for learning	16	43.24	12	32.43	5	13.51	3	8.11	37	52.97
2	Comfort of Classrooms	17	26.98	14	37.84	4	10.81	2	5.41	37	34.55
3	Equipment of Labs	15	23.81	13	35.14	6	16.22	3	8.11	37	35.16
4	Library Facility	14	22.22	13	35.14	3	8.11	7	18.92	37	30.87
5	Internet Access	14	22.22	15	40.54	5	13.51	3	8.11	37	31.95
6	Sports facilities	8	12.70	10	27.03	10	27.03	9	24.32	37	33.78
7	Cultural activities	16	25.40	14	37.84	3	8.11	4	10.81	37	32.42
8	Recreational (Enjoyment) facilities	11	17.46	14	37.84	6	16.22	6	16.22	37	30.43
9	Canteen facilities	12	19.05	15	40.54	4	10.81	0	0.00	37	25.53
10	Quality of teaching	13	20.63	15	40.54	6	16.22	3	8.11	37	31.99
11	Discipline of campus	11	17.46	18	48.65	3	8.11	5	13.51	37	25.03
12	Coverage of syllabus	13	20.63	13	35.14	4	10.81	7	18.92	37	30.91
13	Conducting of Lab experiments	13	20.63	10	27.03	9	24.32	5	13.51	37	37.93
14	Counselling & Interaction by teacher	16	25.40	14	37.84	2	5.41	5	13.51	37	31.34
15	Other Activities	13	20.63	13	35.14	3	8.11	8	21.62	37	29.82
16	Skills Imparted	10	15.87	18	48.65	2	5.41	7	18.92	37	22.90
17	Access of teachers	17	26.98	13	35.14	4	10.81	3	8.11	37	35.09
18	Attitude of teachers	13	20.63	17	45.95	5	13.51	2	5.41	37	29.82
19	Regularity of teachers	14	22.22	15	40.54	5	13.51	3	8.11	37	31.95
20	Transparency in evaluation system	14	22.22	15	40.54	2	5.41	6	16.22	37	28.71
21	Security for girl students	17	26.98	15	40.54	1	2.70	4	10.81	37	30.77
22	Training & Placement Activities	8	12.70	12	32.43	4	10.81	13	35.14	37	26.21
23	Accessibility of office staff	11	17.46	15	40.54	4	10.81	7	18.92	37	27.73
24	Support by Lab Technicians	14	22.22	13	35.14	3	8.11	7	18.92	37	30.87
25	Access and attitudes of HOD	17	26.98	12	32.43	3	8.11	5	13.51	37	34.55
26	Access and attitude of Deans	11	17.46	14	37.84	6	16.22	6	16.22	37	30.43
27	Quality of Assessment/Examination	12	19.05	15	40.54	5	13.51	5	13.51	37	29.86
28	Access to other related Sections	11	17.46	15	40.54	4	10.81	7	18.92	37	27.73
29	Seriousness of project work	15	23.81	14	37.84	3	8.11	5	13.51	37	31.38
30	Quality of Internship	10	15.87	15	40.54	4	10.81	8	21.62	37	26.68
31	Project guidance by the faculty	20	31.75	10	27.03	2	5.41	5	13.51	37	37.69
32	Overall Satisfaction	14	22.22	11	29.73	4	10.81	8	21.62	37	33.03
AVG		21.89		37.33		11.32		14.44			69.07


HOD


Dean


Principal

SND College of Engineering & RC Yeola

Department of Mechanical Engineering


(Academic Year 2023-24 Pass out)

Action Taken Report

S.No.	Parameter	Reason for decline	Corrective action taken
1	Training & Placement Activities	Companies did not get hires	Extra MNC Companies is scheduled to improve Placement.
2	Sports facilities	Sporting facilities were limited to Sport students & Less Sport Activities was Planned	A "Extracurricular activities, sports & games" is scheduled to improve in sports activities and physical fitness.
3	Quality of Internship	Internship was provided by private companies.	Internship is started In our College.


HOD


Dean


Principal

SND College of Engineering & RC Yeola
Students Exit Feedback (A.Y. 2022-23 Pass out)

Department of Management Studies

Sr. No.	Feedback Parameter	Excel lent	%	Good	%	Satisf actor y	%	Po or	%	Total Stud ent Appe ared	Average Feedback
1	Ambience of the Institution for learning	30	55.55	21	45.45	2	3.7	1	1.85	55	94.5
2	Comfort of Classrooms	26	46.29	24	35.18	4	7.4	0	0	55	78.874
3	Equipment of Labs	23	36.36	19	35.18	10	18.51	1	1.85	55	75.98
4	Library Facility	30	37.03	13	24.07	6	11.11	0	0	55	62.95
5	Internet Access	23	24.07	18	33.33	9	16.66	1	1.85	55	61.1
6	Sports facilities	19	22.22	0	35.18	11	20.37	5	9.25	55	64.44
7	Cultural activities	28	35.18	22	40.74	4	7.4	0	0	55	72.21
8	Recreational (Enjoyment) facilities	23	27.77	24	44.44	5	9.25	2	3.7	55	69.61
9	Canteen facilities	20	37.03	17	31.48	4	7.4	0	0	55	66.65
10	Quality of teaching	34	62.96	15	27.77	5	9.25	0	0	55	90.726
11	Discipline of campus	27	50	19	35.18	7	12.96	1	1.85	55	86.29
12	Coverage of syllabus	27	50	24	44.44	3	5.55	0	0	55	88.882
13	Conducting of Lab experiments	22	40.74	27	50	5	9.25	0	0	55	86.29
14	Counselling & Interaction by teacher	30	55.55	19	35.18	5	9.25	0	0	55	83.694
15	Other Activities	21	38.88	26	48.14	4	7.4	1	1.85	55	82.202
16	Skills Imparted	24	44.44	24	44.44	5	9.25	1	1.85	55	85.912
17	Access of teachers	26	48.14	26	48.14	2	3.7	0	0	55	88.872
18	Attitude of teachers	25	46.29	22	40.74	7	12.96	0	0	55	86.658
19	Regularity of teachers	27	50	25	46.29	2	3.7	0	0	55	89.252
20	Transparency in evaluation system	26	48.14	24	44.44	4	7.4	0	0	55	88.132
21	Security for girl students	26	48.14	25	46.29	2	3.7	0	0	55	87.392
22	Training & Placement Activities	23	42.59	19	35.18	6	11.11	3	5.55	55	78.51
23	Accessibility of office staff	21	38.88	24	44.44	3	5.55	1	1.85	55	78.132
24	Support by Lab Technicians	23	42.59	21	38.88	5	9.25	1	1.85	55	79.614
25	Access and attitudes of HOD	35	64.81	15	27.77	4	7.4	0	0	55	91.466
26	Access and attitude of Deans	27	50	22	40.74	5	9.25	0	0	55	88.142
27	Quality of Assessment/Examination	27	50	24	44.44	3	5.55	0	0	55	88.882
28	Access to other related Sections	24	44.44	24	44.44	6	11.11	0	0	55	86.658
29	Seriousness of project work	22	40.74	30	55.55	1	1.85	1	1.85	55	86.66
30	Quality of Internship	27	50	23	42.59	3	5.55	1	1.85	55	87.772
31	Project guidance by the faculty	32	59.25	17	31.48	5	9.25	0	0	55	89.984
32	Overall Satisfaction	26	48.14	25	46.29	3	5.55	0	0	55	88.502
AVG		44.881875		40.246875		4.68		1.15625			82.34


HOD

HOD MBA
SND College of Engineering
Research Center, Bahulgaon,
Yeola, Dist. Nagrik, M.S.


Dean


Principal

Principal
SND College of Engineering
Research Center
Bahulgaon, Yeola, Dist. Nagrik, M.S.

SND College of Engineering & RC, Yeola

Department of Management Studies

(Academic Year 2022-23 Pass out)

Action Taken Report

Sr. No.	Parameter	Reason for decline	Corrective action taken
1	Library facility	Books were not available according to the latest volume	Books are now available according to the latest volume and edition covering the entire syllabus
2	Internet access	Internet Access with Low Speed Internet was Available	Additional High Speed Internet is added recently
3	Sports facilities	Sports equipment were not available	Sports equipment are made available according to the requirements
4	Cultural activities	Cultural activities were not conducted	Cultural activities are planned & conducted according to the festive season
5	Recreational facilities	Recreational facilities were not taken into consideration	Recreational facilities are provided according to the students demand
6	Canteen facilities	Canteen facilities were not good	Canteen Facilities are made available according to the students consent


HOD

HOD MBA
SND College of Engg.
Research Centre
Yeola Dist. Nashik


Dean


Principal
Principal
SND College of Engineering &
Research Centre
Babhanur, Yeola, Dist. Nashik (M.S.)

SND College of Engineering & RC Yeola
Students Exit Feedback (A.Y. 2023-24 Pass out)

Department of Civil Engineering

Sr. No.	Feedback Parameter	Excellent	%	Good	%	Satisfactory	%	Poor	%	Total Student Appeared	Average Feedback
1	Ambience of the Institution for learning	8	66.67	3	25.00	1	8.33	0	0.00	12	91.67
2	Comfort of Classrooms	9	75.00	2	9.52	1	4.76	0	0.00	12	85.48
3	Equipment of Labs	8	66.67	3	14.29	1	4.76	0	0.00	12	80.95
4	Library Facility	9	75.00	2	9.52	1	4.76	0	0.00	12	85.48
5	Internet Access	7	58.33	3	14.29	1	4.76	1	4.76	12	73.57
6	Sports facilities	7	58.33	2	9.52	1	4.76	2	9.52	12	70.71
7	Cultural activities	9	75.00	2	9.52	1	4.76	0	0.00	12	85.48
8	Recreational (Enjoyment) facilities	6	50.00	3	14.29	1	4.76	2	9.52	12	66.19
9	Canteen facilities	6	50.00	5	23.81	3	14.29	0	0.00	12	77.62
10	Quality of teaching	8	66.67	3	14.29	1	4.76	0	0.00	12	80.95
11	Discipline of campus	7	58.33	4	19.05	1	4.76	0	0.00	12	76.43
12	Coverage of syllabus	5	41.67	5	23.81	2	9.52	0	0.00	12	66.43
13	Conducting of Lab experiments	7	58.33	4	19.05	1	4.76	0	0.00	12	76.43
14	Counselling & Interaction by teacher	9	75.00	2	9.52	1	4.76	0	0.00	12	85.48
15	Other Activities	6	50.00	6	28.57	0	0.00	0	0.00	12	72.86
16	Skills Imparted	7	58.33	4	19.05	1	4.76	0	0.00	12	76.43
17	Access of teachers	6	50.00	5	23.81	1	4.76	0	0.00	12	71.90
18	Attitude of teachers	7	58.33	4	19.05	1	4.76	0	0.00	12	76.43
19	Regularity of teachers	5	41.67	6	28.57	1	4.76	0	0.00	12	67.38
20	Transparency in evaluation system	6	50.00	5	23.81	1	4.76	0	0.00	12	71.90
21	Security for girl students	7	58.33	5	23.81	1	4.76	0	0.00	12	80.24
22	Training & Placement Activities	4	33.33	5	23.81	1	4.76	2	9.52	12	57.14
23	Accessibility of office staff	5	41.67	5	23.81	2	9.52	0	0.00	12	66.43
24	Support by Lab Technicians	7	58.33	6	28.57	1	4.76	0	0.00	12	84.05
25	Access and attitudes of HOD	5	41.67	7	33.33	0	0.00	0	0.00	12	68.33
26	Access and attitude of Deans	6	50.00	5	23.81	1	4.76	0	0.00	12	71.90
27	Quality of Assessment/Examination	8	66.67	4	19.05	0	0.00	0	0.00	12	81.90
28	Access to other related Sections	7	58.33	5	23.81	0	0.00	0	0.00	12	77.38
29	Seriousness of project work	8	66.67	3	14.29	1	4.76	0	0.00	12	80.95
30	Quality of Internship	6	50.00	3	14.29	3	14.29	0	0.00	12	70.00
31	Project guidance by the faculty	6	50.00	6	28.57	0	0.00	0	0.00	12	72.86
32	Overall Satisfaction	3	25.00	8	38.10	1	4.76	0	0.00	12	58.33
AVG		55.73		20.42		5.02		1.04			75.29


HOD


Dean


Principal

SND College of Engineering & RC Yeola

Department of Civil Engineering

(Academic Year 2023-24 Pass out)

Action Taken Report

S.No.	Parameter	Reason for decline	Corrective action taken
1	Sports facilities	Sporting facilities were limited to Sport students & Less Sport Activities was Planned	A "Extracurricular activities,sports & games" is scheduled to improve in sports activities and physical fitness.
2	Internet Access	Internet Access with Low Speed Internet was Available	Additional High Speed Internet is added recently.
3	Canteen Facilities	Canteen facilities were not good	Canteen Facilities is Provided as per demand of Students
4	Accessibility of office staff	Some of the Office Staffs was not available for few days with their personal reason	Informed concern office staff to regulate their office work
5	Training & Placement Activities	Training & Placement Activities were less with student strength	Concern T & P Co-ordinator is informed to increase Training & Placement Activities


Somp S.T
HOD


Dean


Principal